

Casa San Miguel Food Pantry Report for 2024 Annual Meeting

St. Michael and All Angels has supported its food pantry, Casa San Miguel, for over 33 years with not only financial support, but also food donations and over 40 faithful volunteers. Thank You! Thank You! We are following your mission of ministry to address ever increasing food insecurity in our wider community. Since August of 2023 we are now averaging 112 wagon loads, for 77 families that covers 225 individuals every week, about a 60% increase over the 70, 50 and 136 of 2022.

Heart-warming stories abound...The recently widowed dad with children facing the prospect of a single income, with tears because he could now feed his hungry children...The mom with a 2-year-old's birthday that day who got choked up when she was offered several choices for a birthday cake...A retired roofer client who saw volunteers on the roof while driving by CSM, stopping to offer expertise and help in the reconstruction work.

As our clientele has increased, so have our number of volunteers, who together worked over 4600 hours this year and at minimum wage of \$12/hr that is about \$55,000 for the year. We have fun together and start each distribution with prayer.

Every Monday as early as 5:30 AM a crew of 10-12 volunteers unloads our delivery from Roadrunner Food Bank which includes free food from federal and state assistance programs and discount purchased food when available. Volunteers also pickup "rescue," or near expired food, from a Smith's and Sprouts grocery store each twice a week. Additional food comes from your Sunday offerings and some is purchased from the LDS Storehouse with their grant and even at retail stores as needed. From these the Monday crew then assembles 132 boxes and bags of non-perishable food.

The next morning the Tuesday crew of 20 or so then uses these to fill wagons, adding frozen meat, produce, bread and dairy products, as available, and loads them in clients' vehicles in a drive-thru manner. Clients will often begin to line up at 6 AM, although our distribution starts at 8 AM. They begin the process at a registration station, are entered into a RRFB database, receive a toiletry item, and depending on family size, receive up to three wagons of food. After closing at 10 AM, we deliver 5 wagon-loads to Dismas House, another St. Michael ministry.

Each wagon is estimated to be worth \$120. We distributed almost 300,000 total pounds of food in 2023 at our cost of \$33,000, but at retail value of around \$700,000. We thank all our partners, you our parishioners, RRFB, the LDS Storehouse, Adalante Desert Harvest, the Rock at Noonday, Jefferson MS and Dismas House.

A volunteer crew evaluated the CSM buildings, acquired in 2006, and after some upgrades, deemed its lifetime to be at least another 10 years. A major project to replace the patio's vigas and roof has been completed with volunteer labor at a cost of only materials. The old kitchen floor was replaced with funds from the Endowment Fund. Also, we acquired 3 large commercial freezer/refrigerators with grant money and donations from parishioners. These now complement our 7 existing domestic frig/freezers. Part of the old shed is now being converted into a walk-in cooler, funded by a RR Grant, but all by volunteer labor under the direction of our chief engineer, John Clauss. It is already in use now, but awaiting a little more work before its completion. Our perishable storage space has now more than doubled in the last two years to meet our increasing number of folks needing help with food.

We have been "good stewards" of our gifts, with SMAA Operating paying only utility bills and accounting support, and by partnering with the Landing Ministry to provide food for their guests and on occasion been able to provide some rice and beans for Las Familias to take to the border shelters. Albuquerque FaithWorks uses the building to store and distribute their food two days every month to their asylum families in Albuquerque.

We want to again thank all our 40 volunteers and this parish for supporting this ministry in doing God's work on earth. We welcome your continued support and any new volunteers in 2024. Contact Jake at 505-830-7700 with questions.

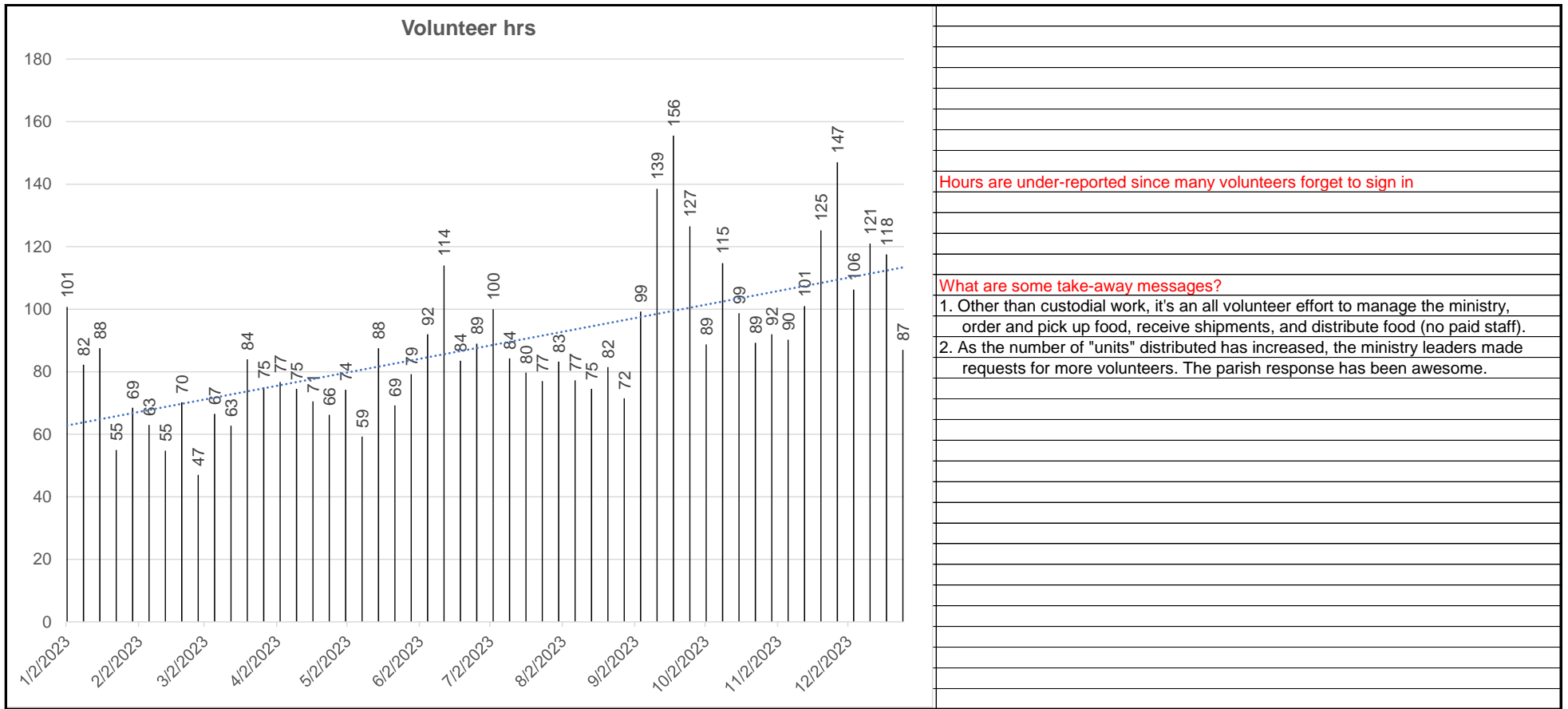
**St. Michael and All Angels Episcopal Church
Casa San Miguel Food Pantry**

Abbreviation	Explanation/Definition
ADH	Adelante Development Center Inc / Desert Harvest Food Rescue
CSM	Casa San Miguel, the food pantry at SMAA
hrs	hours
lbs	pounds
LDS	The Church of Jesus Christ of Latter-Day Saints, Bishop's Storehouse
Mon	Monday, RRFB delivery day (other than holidays)
RRFB	Roadrunner Food Bank
SMAA	St. Michael and All Angels Episcopal Church
TEFAP	The Emergency Food Assistance Program (USDA federal program)
Tues	Tuesday, food distribution day, 8 to 10 AM
USDA	US Department of Agriculture

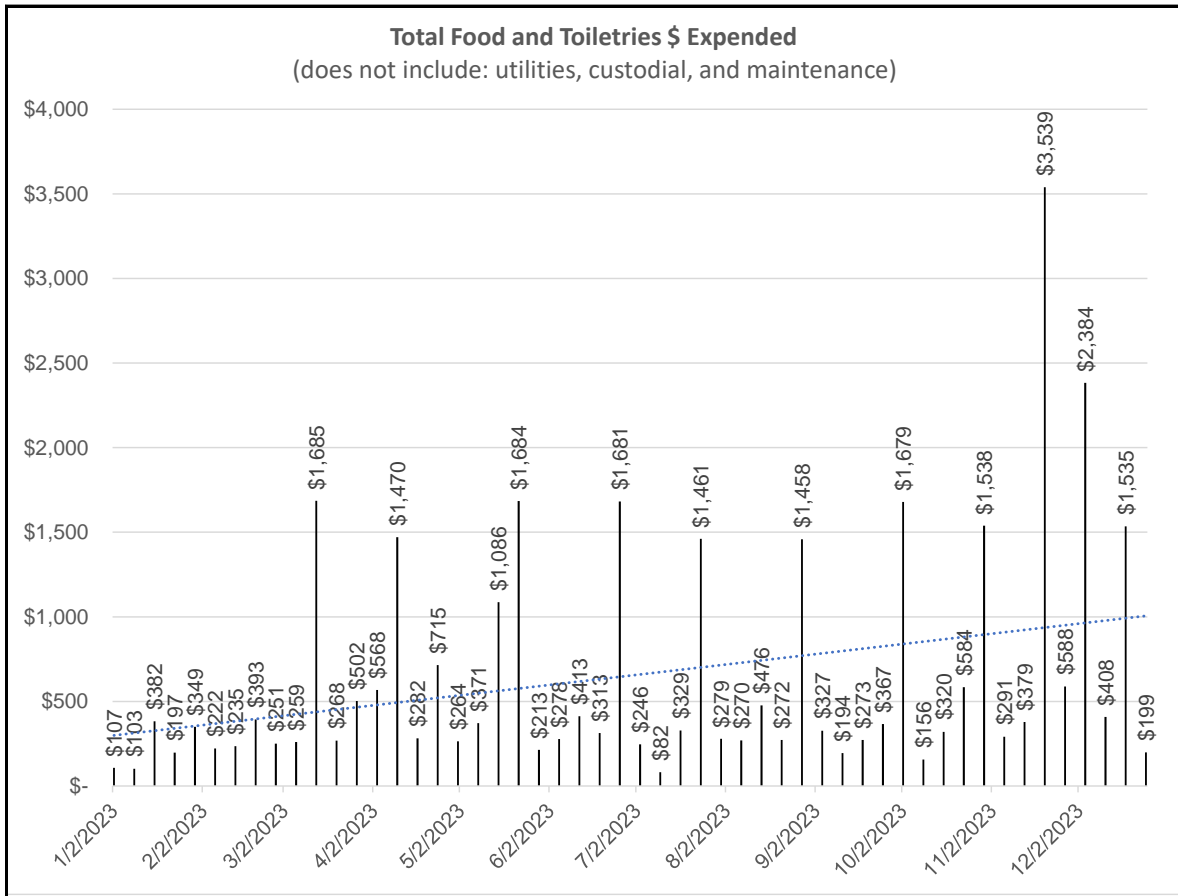
St. Michael and All Angels Episcopal Church

Casa San Miguel Food Pantry Volunteer Hours, Food Metrics, and People Served																			
Week Beginning	Volunteer Hours				Food and Toiletries Funds Expended					Incoming Food Quantities					Wagon Loads, Households, People				
	Mon hrs	Tues hrs	Other hrs	Total hrs	RRFB \$	non-RRFB \$	LDS \$	Dollar Tree \$	Total \$	Purchased lbs	TEFAP lbs	LDS lbs	Rescue lbs	Total lbs	"Units" Distributed	House-holds	Individuals	New Individual	
1/2/2023	30	53	18	101	\$ 57.00			\$ 50.00	\$ 107.00	1960	940		2250	5150	50	48	134		
1/9/2023	14	46	22	82	\$ 52.50			\$ 50.00	\$ 102.50	1350	938		60	2348	112	78	223		
1/16/2023	17	45	26	88	\$ 331.90			\$ 50.00	\$ 381.90	1870	200		380	2450	67	49	137		
1/23/2023	12	43		55	\$ 114.15	\$ 33.27		\$ 50.00	\$ 197.42	1345	527		50	1922	54	41	107		
1/30/2023	17	50	2	69	\$ 299.25			\$ 50.00	\$ 349.25	2725	3481		1250	7456	79	64	202		
2/6/2023	14	47	2	63	\$ 171.60			\$ 50.00	\$ 221.60	2030	0		850	2880	87	63	167		
2/13/2023	17	36	2	55	\$ 185.40			\$ 50.00	\$ 235.40	2116	243		50	2409	61	42	121		
2/20/2023	22	49		70	\$ 343.27			\$ 50.00	\$ 393.27	2264	784		1250	4298	71	49	154		
2/27/2023	9	38		47	\$ 201.00			\$ 50.00	\$ 251.00	2390	1689		350	4429	83	59	170		
3/6/2023	19	48		67	\$ 209.40			\$ 50.00	\$ 259.40	1760	2472		1050	5282	84	61	154		
3/13/2023	22	35	6	63	\$ 377.50		\$ 1,257.92	\$ 50.00	\$ 1,685.42	3680	3405	1520	50	8655	55	42	106		
3/20/2023	22	55	7	84	\$ 217.70			\$ 50.00	\$ 267.70	4069	924		365	5358	79	55	143		
3/27/2023	16	51	8	75	\$ 81.00	\$ 351.10		\$ 70.00	\$ 502.10	1790	2266		230	4286	93	66	185		
4/3/2023	19	47	11	77	\$ 283.50	\$ 215.28		\$ 68.75	\$ 567.53	4400	4805		590	9795	79	54	158		
4/10/2023	26	49		75	\$ 354.00	\$ 53.96	\$ 989.76	\$ 72.50	\$ 1,470.22	4010	906	816	605	6337	87	64	175		
4/17/2023	20	46	5	71	\$ 111.00	\$ 170.65		\$ -	\$ 281.65	2215	849		470	3534	96	73	174		
4/24/2023	20	46	1	66	\$ 357.30	\$ 254.27		\$ 103.75	\$ 715.32	2908	1956		125	4989	78	55	169		
5/1/2023	22	49	4	74	\$ 19.95	\$ 144.00		\$ 100.00	\$ 263.95	1383	4455		1455	7293	82	48	142		
5/8/2023	13	44	2	59	\$ 87.00	\$ 204.00		\$ 80.00	\$ 371.00	1830	2275		210	4315	101	80	204		
5/15/2023	25	55	8	88	\$ 466.05		\$ 549.84	\$ 70.00	\$ 1,085.89	4245	2989	312	245	7791	78	54	156		
5/22/2023	17	47	6	69	\$ 258.00	\$ 86.68	\$ 1,264.70	\$ 75.00	\$ 1,684.38	3220	2442	870	360	6892	86	60	177		
5/29/2023	21	49	10	79	\$ 148.00			\$ 65.00	\$ 213.00	2738	2960		1220	6918	94	58	162		
6/5/2023	32	53	7	92	\$ 159.75	\$ 48.00		\$ 70.00	\$ 277.75	2661	3287		430	6378	102	70	200		
6/12/2023	35	52	28	114	\$ 214.50	\$ 128.20		\$ 70.00	\$ 412.70	3146	3643		220	7009	81	55	146		
6/19/2023	19	59	6	84	\$ 118.35	\$ 124.40		\$ 70.00	\$ 312.75	2289	591		320	3200	101	69	207		
6/26/2023	25	58	6	89	\$ 346.50		\$ 1,264.60	\$ 70.00	\$ 1,681.10	3230	2163	1530	180	7103	89	61	193		
7/3/2023	35	56	10	100	\$ 176.26			\$ 70.00	\$ 246.26	3912	2630		1390	7932	52	34	96		
7/10/2023	19	60	5	84	\$ 12.00			\$ 70.00	\$ 82.00	1830	1878		660	4368	95	70	179		
7/17/2023	19	59	2	80	\$ 258.65			\$ 70.00	\$ 328.65	2141	921		550	3612	85	70	195		
7/24/2023	24	54		77	\$ 37.80		\$ 1,352.72	\$ 70.00	\$ 1,460.52	2088	2494	760	760	6102	75	56	151		
7/31/2023	18	53	13	83	\$ 209.00			\$ 70.00	\$ 279.00	1810	754		470	3034	92	56	177		
8/7/2023	21	54	2	77	\$ 195.00			\$ 75.00	\$ 270.00	3300	2975		640	6915	118	85	226		
8/14/2023	17	52	5	75	\$ 229.90	\$ 176.22		\$ 70.00	\$ 476.12	2450	1029		780	4259	99	65	200		
8/21/2023	20	51	11	82	\$ 22.50	\$ 176.22		\$ 73.75	\$ 272.47	1900	768		1500	4168	79	57	159		
8/28/2023	21	47	4	72	\$ 41.10	\$ 265.03	\$ 1,092.12	\$ 60.00	\$ 1,458.25	1774	956	876	1250	4856	128	93	278		
9/4/2023	35	59	5	99	\$ 256.50			\$ 70.00	\$ 326.50	3460	2032		2240	7732	97	60	173		
9/11/2023	23	87	29	139	\$ 9.00	\$ 115.00		\$ 70.00	\$ 194.00	560	1877		330	2767	100	66	197	17	
9/18/2023	40	62	54	156	\$ -	\$ 197.78		\$ 75.00	\$ 272.78	2250	2486		840	5576	116	82	238	24	
9/25/2023	39	57	31	127	\$ 291.60			\$ 75.00	\$ 366.60	3954	3578		375	7907	117	72	210	24	
10/2/2023	19	57	13	89	\$ 136.50		\$ 1,466.40	\$ 76.25	\$ 1,679.15	2910	1854	1230	605	6599	103	72	195	19	
10/9/2023	35	58	22	115	\$ 81.30			\$ 75.00	\$ 156.30	2542	1966		547	5055	105	70	198	25	
10/16/2023	28	67	4	99	\$ 99.40	\$ 146.00		\$ 75.00	\$ 320.40	1500	2586		1157	5243	88	64	173	5	
10/23/2023	23	64	3	89	\$ 9.00	\$ 500.00		\$ 75.00	\$ 584.00	5340	2089		639	8068	118	83	229	21	
10/30/2023	23	62	7	92	\$ 100.70		\$ 1,362.40	\$ 75.00	\$ 1,538.10	2260	498	1220	336	4314	108	71	207	4	
11/6/2023	22	63	5	90	\$ -	\$ 216.00		\$ 75.00	\$ 291.00	2000	1210		2130	5340	113	78	231	9	
11/13/2023	27	69	6	101	\$ -	\$ 303.78		\$ 75.00	\$ 378.78	2000	2850		799	5649	113	85	213	29	
11/20/2023	46	62	17	125	\$ 837.12	\$ 2,627.04		\$ 75.00	\$ 3,539.16	5413	1520		3171	10104	137	93	267	11	
11/27/2023	37	69	41	147	\$ 331.30	\$ 182.16		\$ 75.00	\$ 588.46	3075	1192		1690	5957	116	79	236	41	
12/4/2023	28	69	10	106	\$ 581.00	\$ 209.07	\$ 1,518.48	\$ 75.00	\$ 2,383.55	3458	684	2261	791	7194	112	81	224	15	
12/11/2023	32	90		121	\$ 93.00	\$ 239.76		\$ 75.00	\$ 407.76	3370	1715		1262	6347	147	99	260	37	
12/18/2023	35	80	3	118	\$ 296.40	\$ 1,163.60		\$ 75.00	\$ 1,535.00	3160	1149		2930	7239	132	92	252	30	
12/25/2023	18	65	4	87	\$ -	\$ 124.00		\$ 75.00	\$ 199.00	2000	2928		1060	5988	47	36	96		
2023 Total	1,223	2,868	490	4,581	\$ 9,870.60	\$ 8,455.47	\$12,118.94	\$ 3,480.00	\$33,925.01	138,081	97,809	11,395	43,517	290,801	4,821	3,387	9,526	311	
2023 Avg	24	55	9	88	\$189.82	\$162.61	\$233.06	\$66.92	\$652.40	2655	1881	219	837	5592	93	65	183	21	

**St. Michael and All Angels Episcopal Church
Casa San Miguel Food Pantry**



**St. Michael and All Angels Episcopal Church
Casa San Miguel Food Pantry**



Do you want a stacked area chart showing SMAA, LDS, and other \$\$?

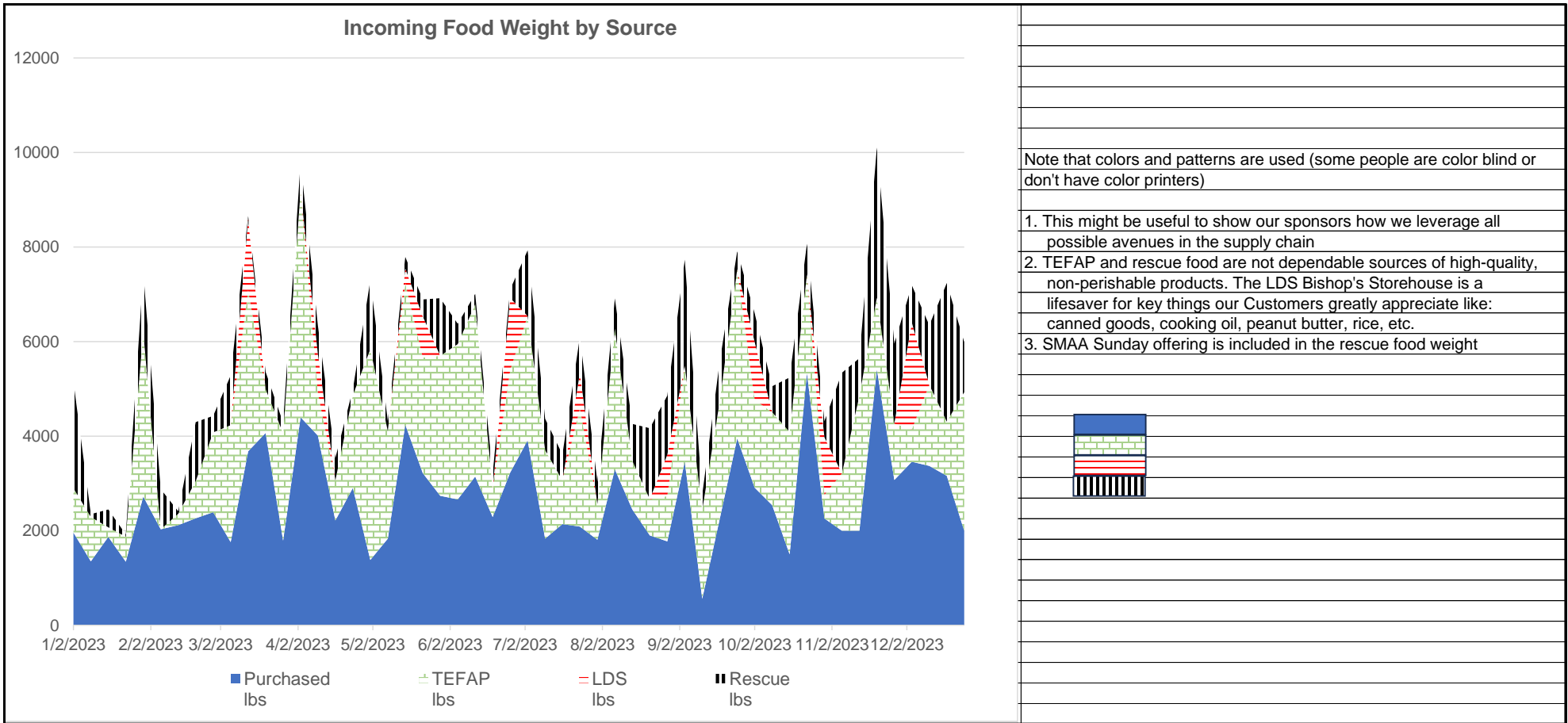
Need to account for all the expenditures (LDS, Christmas, _____).

1. LDS \$ are like wholesale costs, TEFAP is free, Rescue is free
2. RRFB \$ are approximately the cost of transportation
3. Probably need to change the \$18,000 budget to reflect LDS \$ or not track LDS \$ because they are "paid" via a grant
4. Every attempt is made to minimize costs by gathering free food first
Our volunteers pick up rescue food at no cost to CSM

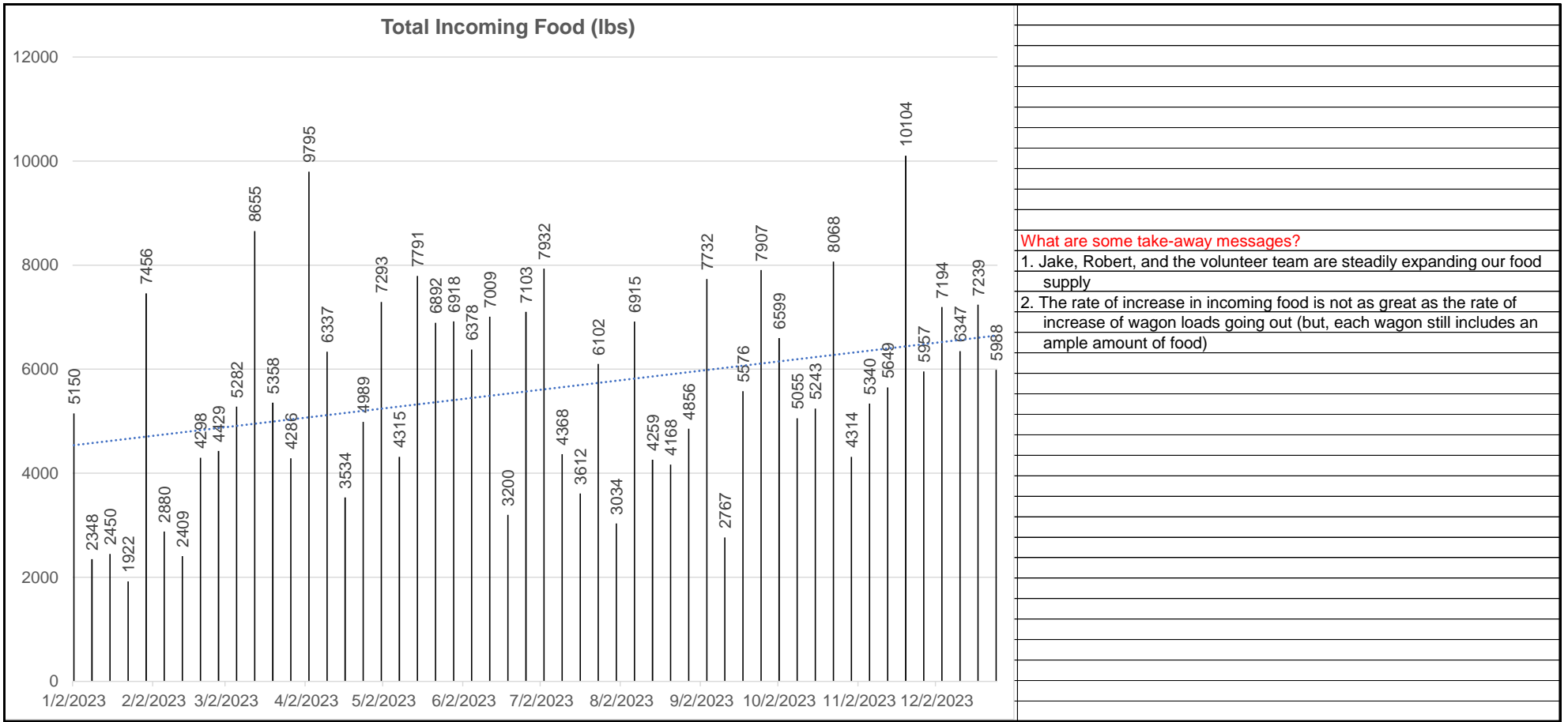
What are some take-away messages?

1. We started to spend more so we aren't carrying such a large balance in the CSM dedicated fund
2. It seems like the more we spend, the more God provides so we can be God's hands in our little corner of the kingdom
3. Every time we communicate a need, the need is met with an overabundance of giving
4. Utilities are paid by SMAA General Operating fund
Custodial costs (\$220/month) are paid from CSM fund
Repairs are paid from CSM fund
Purchase cost of the building and property was paid by SMAA Capital fund
No "management" costs paid from CSM fund to other SMAA funds
SMAA Endowment funds covered the 2022 cost of installing the kitchen floor
5. CSM started the year with a budget plan to spend a total of \$18,000. The plan was reviewed by the CSM ministry team and increased because the need for food increased and, thankfully, donations increased at a faster rate than the needs.
6. There were unexpected gifts: \$10,000 anonymous and a \$2,500 grant from a foundation

**St. Michael and All Angels Episcopal Church
Casa San Miguel Food Pantry**

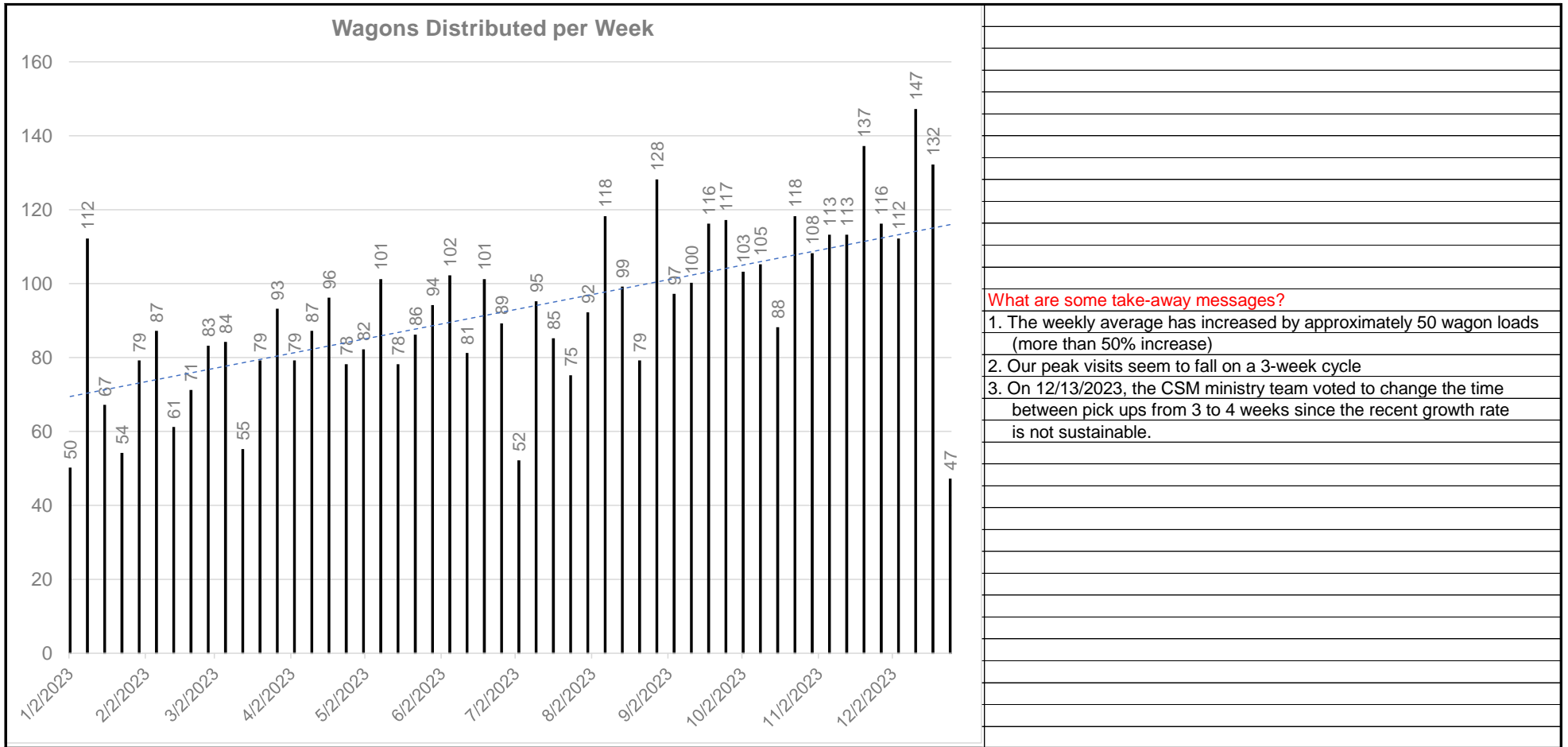


**St. Michael and All Angels Episcopal Church
Casa San Miguel Food Pantry**



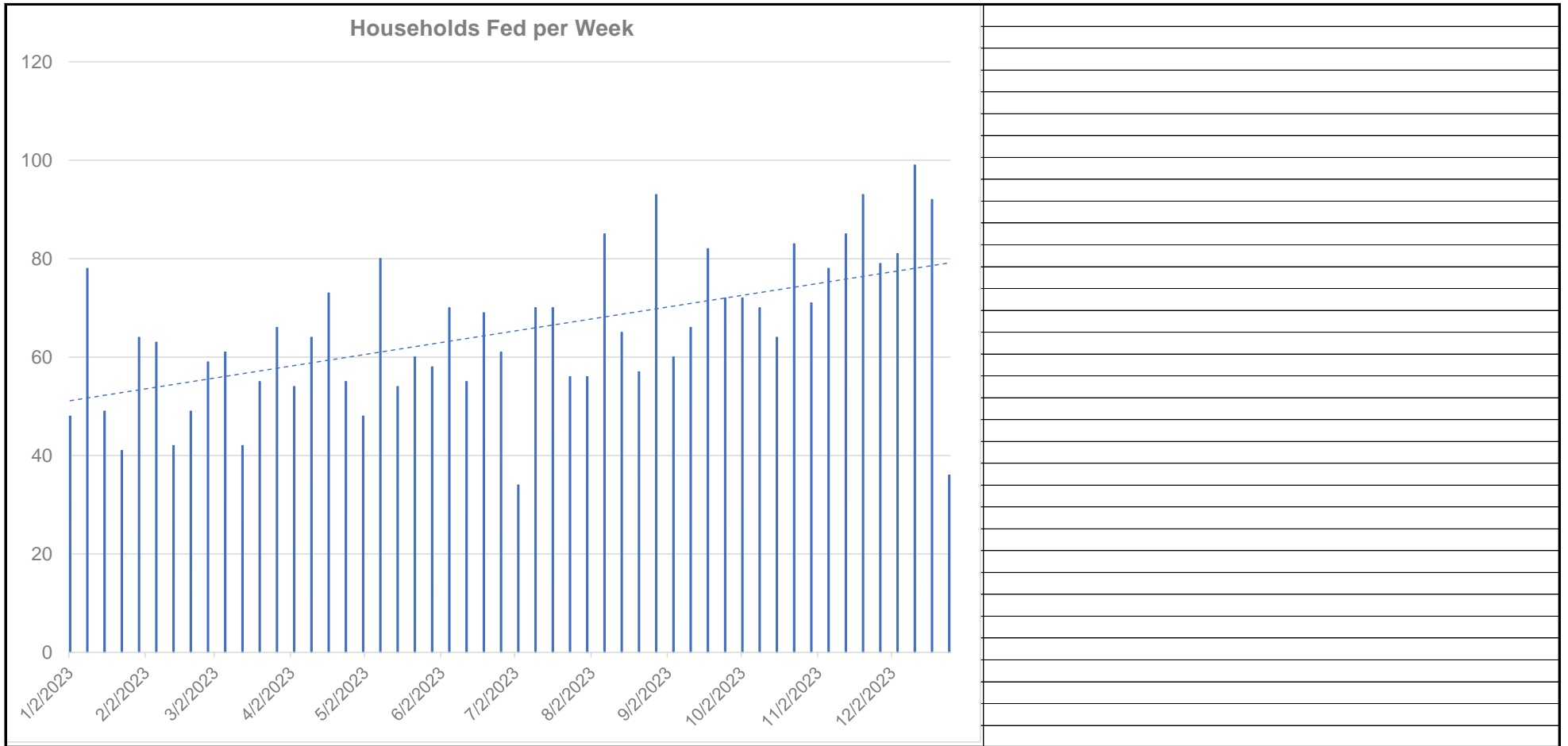
- What are some take-away messages?**
1. Jake, Robert, and the volunteer team are steadily expanding our food supply
 2. The rate of increase in incoming food is not as great as the rate of increase of wagon loads going out (but, each wagon still includes an ample amount of food)

**St. Michael and All Angels Episcopal Church
Casa San Miguel Food Pantry**



- What are some take-away messages?**
1. The weekly average has increased by approximately 50 wagon loads (more than 50% increase)
 2. Our peak visits seem to fall on a 3-week cycle
 3. On 12/13/2023, the CSM ministry team voted to change the time between pick ups from 3 to 4 weeks since the recent growth rate is not sustainable.

St. Michael and All Angels Episcopal Church
Casa San Miguel Food Pantry



St. Michael and All Angels Episcopal Church
Casa San Miguel Food Pantry

